

SIGN IN

To use the app it is required to sign up a new Passenger account.

* Note: If you are updating from previous version your data (smartcard accounts, tracking buses) will be migrated automatically so do not uninstall the app. And you still need to register your passenger account.

Register new Passenger account with email and password

Option 1: Sign in/sign up with Google account

Option 2: Sign in/sign up with Apple account (supported from IOS 13)

Option 3: Sign in with a registered account

Reset Password:

- Provide your email address.
- Tap on *Forgot Password*
- Check your email to find reset password link and click the link. In some cases, the confirmation email may be found in Junk folder.
- Choose your new password and *SAVE*.
- Sign in with your email and new password.

Help button will show instant answers for your questions.

DASHBOARD

Live tracking of multiple routes:

- Track routes
- View routes live status (premium features)
- Bus arrival notification

Smartcard Management:

- Add smartcards
- Smartcards' transactions
- Add fund
- Auto top-up
- Configure notifications (premium features)
- Live tracking a smartcard (premium features)

Favourite Operator:

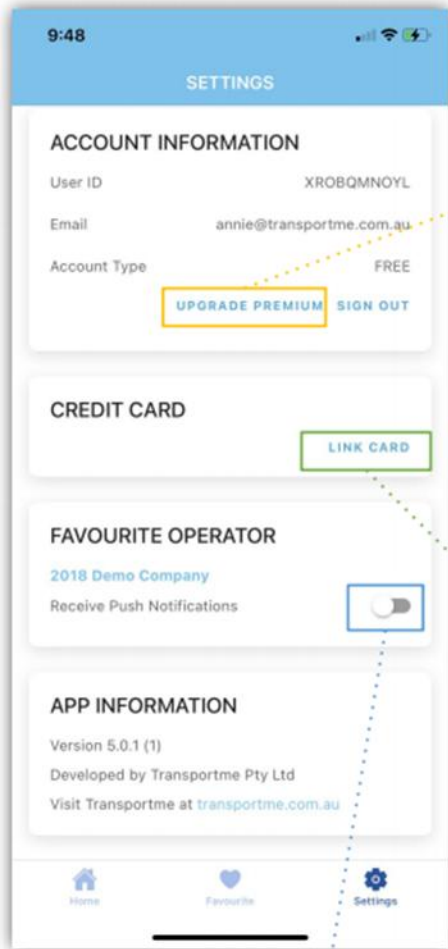
- Set a favourite operator and routes for the 1st time using the app. They will be tracked automatically in Live tracking.
- Change favourite operator

Settings:

- Account Information
- Credit card
- App Information

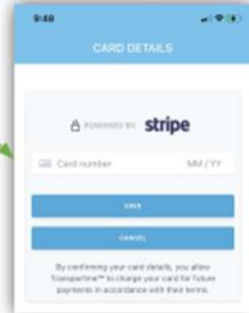
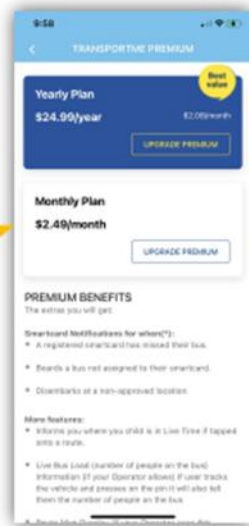
Help button will show instant answers for your questions

SETTINGS



Push Notifications:

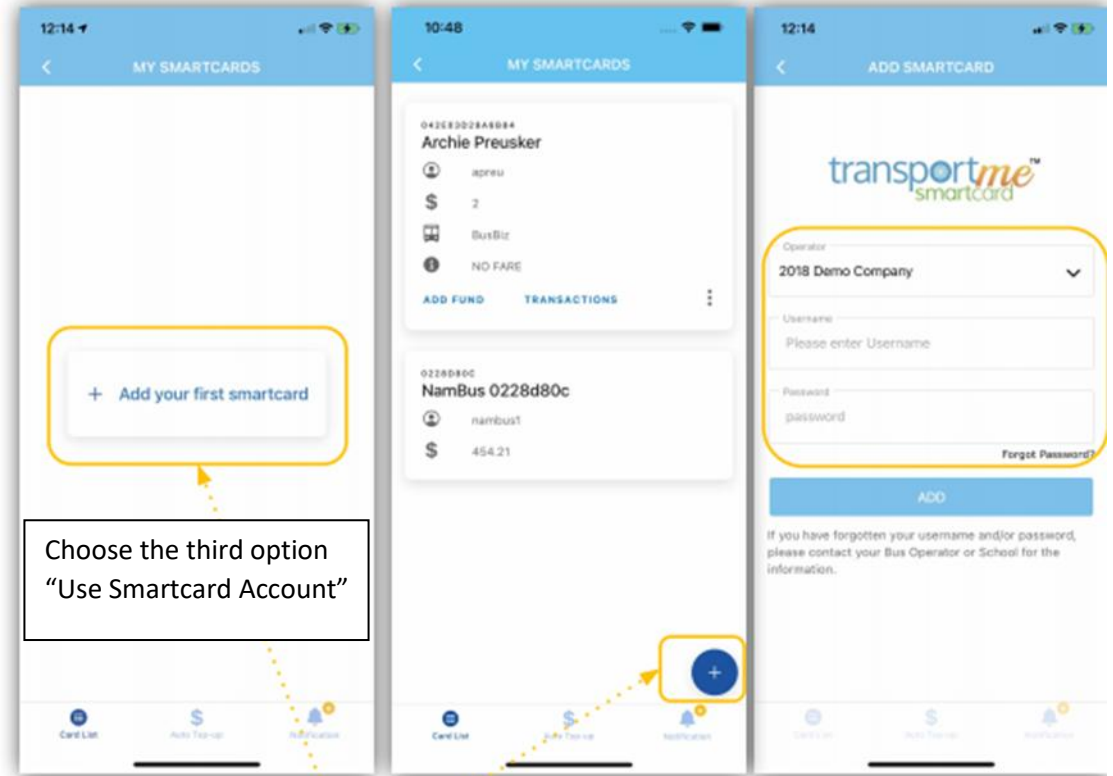
- Turn on to receive important messages from your operators (if any)



Credit card:

- This information is for adding funds or auto top-up for smartcards.
- Transportme™ doesn't save your card details but safely managed by STRIPE.

SMARTCARD – Add Smartcard



Choose the third option
"Use Smartcard Account"

Tap to add new
smartcard

- Select Operator.
- Input smartcard account – provided by your operator

SMARTCARD DETAILS

ADD SMARTCARD FUND

Name: QC adf8b123
 Card: adf8b123
 Amount: 10
 Fee: \$ 0
 Total: \$ 10

MY SMARTCARDS

Search Smartcards

ADF8B123
 QC adf8b123
 qcCard2
 \$ 59.40
 2018 Demo Company
 STATIC FARE

ADD FUND TRANSACTIONS

Remove Card

0228D80C
 0228d80c
 qcCard1
 \$ 77.00

TRANSACTIONS HISTORY

Date/Time	Description	Amount
10:01 AM	QC Increased Balance	\$ 10.00
10:01 AM	QC Add Bank Pass	\$ 0.00
10:01 AM	AUTO TOP-UP	+ \$ 10.00
10:01 AM	AUTO TOP-UP	+ \$ 10.00
10:01 AM	AUTO TOP-UP	+ \$ 10.00
10:01 AM	AUTO TOP-UP	+ \$ 10.00
10:01 AM	AUTO TOP-UP	+ \$ 10.00
10:01 AM	AUTO TOP-UP	+ \$ 10.00
10:01 AM	AUTO TOP-UP	+ \$ 10.00

ADD FUND manually to smartcard – powered by stripe.

Tap on card area to expand or collapse smartcard details

Tap to vertical ... to remove smartcard

Tap on bus icon to track the bus that the smartcard tapped on (premium feature)

Auto top-up

- Configure trigger balance and top-up amount for smartcards.
- The payment is powered by stripe.

Notifications

- Premium feature.
- Configure how and when to receive notifications.

AUTO TOP-UP

- Turn on **Auto Top up**: top up configuration will be shown.
- Turn on **All Smartcards**: top up configuration will be applied to all smartcards in list.
- Turn off **All Smartcards**: auto top-up can be configured for each card separately with different configuration.

TOP UP

Auto Top Up

All Smartcards

Top Up Trigger

When your balance reaches this amount, we automatically top up your smartcard(s).

\$ 10 \$ 20

\$ 50 \$ 100

Others (min \$5)

Top Up Amount

Choose the value you wish your smartcard to be auto topped up with when it runs low.

\$ 10 \$ 20

\$ 50 \$ 100

Others (min \$10)

Save

TOP UP

Auto Top Up

All Smartcards

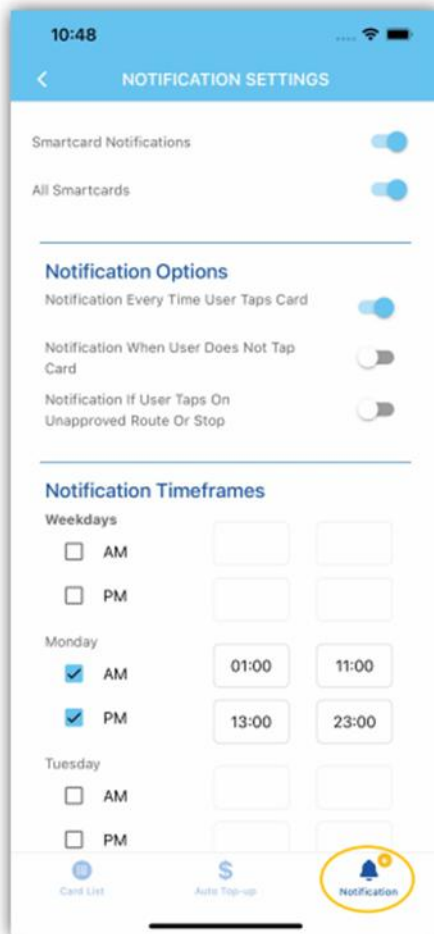
ADF8B123
 QC adf8b123
 Current balance: \$39.40
 Trigger balance: \$35.00
 Top-up amount: \$10.00

Auto Top Up

0228D80C
 0228d80c
 Auto Top Up

NOTIFICATIONS

- Turn on **Smartcard Notifications**: to enable notification features
- Turn on **All Smartcards**: notification configuration will be applied to all smartcards in the list.
- Turn off **All Smartcards**: configure notification for each smartcard.



LIVE TRACKING



Bus icon - current GPS location of a bus



Stop icon

Search and select operators/routes to track

- 2018 Demo Company - Normal Route
- 11 Broлга Meander (23:30)
- 2018 Demo Company - QC Default Route very long text very long text very long text
- QC Hogbin - Boulwood
- QC Orlando - Brodie
- 2018 Demo Company - QC Overlap

Bottom sheet:

- Show all tracking routes
- Show the route bus/stop icons on map
- Hide the route bus/stop icons on map
- Tap on bus icon or route name to locate route on map – inactive bus
- Active bus
- Stop tracking the route
- Tap on orange bell to stop receiving bus arrival notification